















FORMULA 1 LENOVO GRANDE PRÊMIO DE SÃO PAULO 2024 - São Paulo

Race 1 Classification after 19 Laps - 81.811 km

NO	DRIVER	NAT	ENTRANT	LAPS	TIME	GAP	INT	KM/H	FASTEST	ON	PTS
1	118 Matheus COMPARATTO		Oakberry Bassani	19	31:38.632			155.122	1:34.969	13	
2	27 Joao Pedro SOUZA (R)		Cavaleiro Sports	19	31:39.770	1.138	1.138	155.029	1:34.929	17	
3	48 Genaro TRAPA (R)		Oakberry Bassani	19	31:40.427	1.795	0.657	154.975	1:34.821	18	
4	7 Rogerio GROTTA (R)		Cavaleiro Sports	19	31:45.234	6.602	4.807	154.584	1:35.260	12	
5	37 Filippo FIORENTINO (R)		TMG	19	31:54.494	15.862	9.260	153.836	1:35.500	16	
6	21 Alvaro CHO		TMG	19	31:55.043	16.411	0.549	153.792	1:35.517	10	
7	18 Rafaela FERREIRA		TMG	19	31:57.705	19.073	2.662	153.579	1:35.673	16	
8	9 Lucca ZUCCHINI		Cavaleiro Sports	19	32:04.514	25.882	6.809	153.035	1:36.112	14	
9	71 Ciro SOBRAL (R) *		TMG	19	32:06.639	28.007	2.125	152.867	1:35.870	15	
10	0 Marcelo HAHN (R)		TMG	19	32:08.269	29.637	1.630	152.737	1:35.859	16	
11	98 Cecilia RABELO		Oakberry Bassani	18	32:08.746	1 LAP	1 LAP	144.657	1:36.125	13	

NOT CLASSIFIED

88	Arthur PAVIE (R)		TMG	10	17:52.117	DNF		144.487	1:35.310	8	
12	Ethan NOBELS (R)		Cavaleiro Sports	3	4:56.013	DNF		156.483	1:36.455	3	

FASTEST LAP

48	Genaro TRAPA (R)		Oakberry Bassani		1:34.821	on lap 18		163.596			
----	------------------	-------------------------------------------------------------------------------------	------------------	--	----------	-----------	--	---------	--	--	--

PENALTIES

Car 71 - 10 second time penalty applied as per in-race Stewards' decision - Causing a collision

Timekeeper:



© 2024 Formula One World Championship Limited

No part of these results/data may be reproduced, stored in a retrieval system or transmitted in any form or by any means electronic, mechanical, photocopying, recording, broadcasting or otherwise without prior permission of the copyright holder except for reproduction in local national/international daily press and regular printed publications on sale to the public within 90 days of the event to which the results/data relate and provided that the copyright symbol and name of the copyright owner appears.

ASSINADO DIGITALMENTE POR:

Bruno Fasterra

Comissário Desportivo

02/11/2024 11:09:42

ASSINADO DIGITALMENTE POR:

Rodrigo König

Comissário Desportivo

02/11/2024 11:13:40

ASSINADO DIGITALMENTE POR:

Violeta Pernice

Comissário Desportivo

02/11/2024 11:13:47

ASSINADO DIGITALMENTE POR:

Renan Augusto Casetta Rodrigues

Diretor de Prova

02/11/2024 11:13:52



FORMULA 1 LENOVO GRANDE PRÊMIO DE SÃO PAULO 2024 - São Paulo

Race 1 Sector Analysis

0 Marcelo HAHN (R)

LAP	SECTOR 1		SECTOR 2		SECTOR 3		TIME
	TIME	KM/H	TIME	KM/H	TIME	KM/H	
1	222.3	52.249	177.5	23.399	227.4		9:25:41
2	26.005	219.7	49.538	177.7	23.335	229.0	1:38.878
3	26.815	219.7	50.686	177.7	23.569	227.1	1:41.070
4	25.985	220.7	49.113	175.6	24.171	149.4	1:39.269
5	34.006	104.7	79.548	71.2	41.204	215.7	2:34.758
6	26.873	222.0	50.551	179.1	23.385	230.3	1:40.809
7	25.742	225.7	49.366	181.7	23.504	230.1	1:38.612
8	25.768	226.0	49.058	183.6	22.768	231.8	1:37.594
9	25.299	226.2	48.738	182.2	22.963	233.7	1:37.000
10	25.903	225.6	49.526	184.9	22.856	234.5	1:38.285
11	25.360	224.5	48.383	184.0	23.185	230.6	1:36.928
12	25.343	229.1	48.582	182.9	22.826	232.1	1:36.751
13	25.185	225.3	48.223	183.8	22.862	229.9	1:36.270
14	25.306	223.8	47.979	180.3	22.894	229.9	1:36.179
15	25.075	225.4	48.178	183.4	22.849	230.9	1:36.102
16	25.219	224.7	47.807	184.3	22.833	231.3	1:35.859
17	25.400	225.0	49.262	182.8	24.529	227.3	1:39.191
18	25.662	222.3	47.916	183.6	22.880	227.8	1:36.458
19	25.790	220.9	48.095	181.3	22.920	229.1	1:36.805

7 Rogerio GROTTA (R)

LAP	SECTOR 1		SECTOR 2		SECTOR 3		TIME
	TIME	KM/H	TIME	KM/H	TIME	KM/H	
1	224.1	50.339	184.9	23.129	230.8		9:25:35
2	25.948	223.8	48.230	185.3	23.069	229.0	1:37.247
3	25.195	224.9	47.935	184.7	22.835	228.2	1:35.965
4	25.877	209.6	48.591	185.7	24.317	178.3	1:38.785
5	38.840	112.6	81.908	59.3	44.061	212.9	2:44.809
6	25.558	223.5	48.148	184.9	22.894	230.9	1:36.600
7	25.329	224.2	47.862	184.5	22.926	229.1	1:36.117
8	25.691	226.0	47.682	186.7	22.789	230.4	1:36.162
9	25.543	223.2	48.979	183.6	22.964	232.1	1:37.486
10	25.193	225.9	47.941	186.7	22.788	231.8	1:35.922
11	24.992	224.8	47.665	186.3	22.878	229.8	1:35.535
12	24.976	224.2	47.471	186.2	22.813	230.4	1:35.260
13	24.918	225.2	47.443	185.8	22.973	228.0	1:35.334
14	25.273	223.6	47.683	185.2	22.844	228.2	1:35.800
15	25.206	224.4	47.449	185.5	22.904	227.6	1:35.559
16	25.261	222.3	47.541	186.8	23.024	226.5	1:35.826
17	25.101	221.6	47.671	183.4	22.787	227.4	1:35.559
18	25.135	222.4	47.511	183.8	22.948	226.8	1:35.594
19	25.300	222.8	47.816	182.7	22.982	226.9	1:36.098



FORMULA 1 LENOVO GRANDE PRÊMIO DE SÃO PAULO 2024 - São Paulo

Race 1 Sector Analysis

9 Lucca ZUCCHINI

LAP	SECTOR 1		SECTOR 2		SECTOR 3		TIME
	TIME	KM/H	TIME	KM/H	TIME	KM/H	
1		222.9	50.982	184.2	23.210	228.3	9:25:36
2	27.040	221.8	50.141	180.4	23.194	229.3	1:40.375
3	25.885	221.5	48.095	185.0	22.974	229.1	1:36.954
4	25.148	224.6	48.546	183.1	26.021	162.8	1:39.715
5	37.610	109.7	80.851	63.2	42.578	214.7	2:41.039
6	25.806	223.3	48.047	184.8	23.000	229.0	1:36.853
7	25.171	225.7	47.992	185.8	23.054	229.5	1:36.217
8	25.437	223.3	48.082	183.2	23.159	225.7	1:36.678
9	25.288	222.5	57.585	182.6	23.038	229.9	1:45.911
10	25.561	225.7	48.928	182.0	23.046	230.3	1:37.535
11	25.145	223.6	48.133	185.0	23.089	233.8	1:36.367
12	25.753	220.9	47.957	183.8	23.155	227.3	1:36.865
13	25.460	221.7	47.602	183.7	23.125	226.0	1:36.187
14	25.285	221.3	47.693	184.8	23.134	226.0	1:36.112
15	25.456	221.0	47.677	185.1	23.158	226.6	1:36.291
16	25.491	219.5	47.626	183.2	23.112	225.1	1:36.229
17	25.678	219.0	47.710	184.1	23.147	225.5	1:36.535
18	25.413	221.6	47.742	184.8	23.147	225.1	1:36.302
19	25.270	221.5	47.722	183.8	23.148	226.6	1:36.140

12 Ethan NOBELS (R)

LAP	SECTOR 1		SECTOR 2		SECTOR 3		TIME
	TIME	KM/H	TIME	KM/H	TIME	KM/H	
1		219.5	48.594	183.9	23.182	223.8	9:25:33
2	25.559	220.1	47.947	184.6	23.096	225.2	1:36.602
3	25.452	220.2	47.998	184.9	23.005	224.0	1:36.455
		127.8					INCOMPLETE



FORMULA 1 LENOVO GRANDE PRÊMIO DE SÃO PAULO 2024 - São Paulo

Race 1 Sector Analysis

18 **Rafaela FERREIRA**

LAP	SECTOR 1		SECTOR 2		SECTOR 3		TIME
	TIME	KM/H	TIME	KM/H	TIME	KM/H	
1		218.8	52.074	174.4	23.320	229.7	9:25:38
2	26.215	221.9	48.919	179.8	23.043	232.6	1:38.177
3	25.847	225.6	48.753	186.5	22.864	230.6	1:37.464
4	25.400	219.6	48.258	185.6	27.003	156.4	1:40.661
5	37.267	106.1	80.973	66.9	41.842	218.8	2:40.082
6	26.420	222.5	49.721	184.0	23.092	228.3	1:39.233
7	25.614	223.6	47.982	185.6	23.013	227.8	1:36.609
8	25.262	222.9	47.926	185.7	23.105	228.0	1:36.293
9	25.681	224.9	48.461	185.5	22.912	230.6	1:37.054
10	26.452	224.1	47.888	184.4	22.881	230.3	1:37.221
11	25.428	222.5	47.543	184.6	22.832	228.5	1:35.803
12	25.212	222.6	47.984	185.6	22.845	229.9	1:36.041
13	25.183	223.4	47.947	185.6	22.846	231.8	1:35.976
14	25.590	224.3	48.860	187.6	22.937	230.8	1:37.387
15	25.246	223.5	47.930	185.3	23.040	227.7	1:36.216
16	25.219	222.2	47.578	186.4	22.876	228.3	1:35.673
17	25.192	225.4	48.248	184.6	23.054	229.8	1:36.494
18	25.216	226.2	47.984	185.5	22.977	229.8	1:36.177
19	25.349	225.0	48.166	181.4	23.193	224.7	1:36.708

21 **Alvaro CHO**

LAP	SECTOR 1		SECTOR 2		SECTOR 3		TIME
	TIME	KM/H	TIME	KM/H	TIME	KM/H	
1		217.6	49.191	184.2	23.062	227.8	9:25:34
2	25.250	223.2	47.934	186.4	22.802	227.9	1:35.986
3	25.399	221.4	48.216	187.3	22.920	229.8	1:36.535
4	28.287	205.3	57.077	167.8	25.221	135.7	1:50.585
5	86.290	193.9	48.656	183.4	25.697	212.8	2:40.643
6	25.525	227.4	49.096	183.3	23.448	231.2	1:38.069
7	26.042	225.2	49.242	177.0	23.789	225.4	1:39.073
8	25.344	221.7	47.394	184.4	22.849	228.0	1:35.587
9	25.336	223.9	47.940	185.2	22.872	227.8	1:36.148
10	25.269	223.8	47.379	185.3	22.869	229.5	1:35.517
11	25.250	224.4	47.741	184.8	22.864	228.8	1:35.855
12	25.763	222.6	47.521	185.1	22.888	229.4	1:36.172
13	25.126	223.0	47.737	185.3	22.883	230.8	1:35.746
14	25.120	229.2	48.036	185.2	22.844	230.4	1:36.000
15	25.169	224.5	47.705	184.8	22.919	228.4	1:35.793
16	25.498	225.5	47.782	186.3	22.813	228.4	1:36.093
17	25.491	223.2	47.867	185.1	22.860	228.7	1:36.218
18	25.185	223.3	47.641	184.8	22.722	229.8	1:35.548
19	25.315	223.4	47.579	184.1	22.901	228.0	1:35.795



FORMULA 1 LENOVO GRANDE PRÊMIO DE SÃO PAULO 2024 - São Paulo

Race 1 Sector Analysis

27 Joao Pedro SOUZA (R)

LAP	SECTOR 1		SECTOR 2		SECTOR 3		TIME
	TIME	KM/H	TIME	KM/H	TIME	KM/H	
1		218.5	50.665	182.7	23.317	228.9	9:25:35
2	25.771	222.8	48.048	185.7	22.869	231.3	1:36.688
3	25.192	227.0	48.133	185.5	22.770	231.7	1:36.095
4	26.699	214.7	48.336	184.7	24.401	178.9	1:39.436
5	38.305	122.4	81.931	61.7	44.529	210.4	2:44.765
6	25.659	221.0	47.984	186.0	23.023	227.5	1:36.666
7	25.173	223.1	47.565	186.1	23.087	227.3	1:35.825
8	25.168	221.7	47.522	185.2	22.978	226.7	1:35.668
9	25.081	223.4	47.336	185.8	22.920	230.2	1:35.337
10	24.983	222.6	47.497	184.9	22.979	229.1	1:35.459
11	25.139	222.9	47.671	185.7	23.082	227.0	1:35.892
12	25.788	218.3	47.898	185.7	22.835	230.7	1:36.521
13	24.885	225.9	47.272	185.7	22.869	230.0	1:35.026
14	24.839	226.2	47.485	186.3	22.869	232.2	1:35.193
15	25.018	224.8	47.373	185.9	22.889	229.3	1:35.280
16	25.099	225.0	47.447	186.2	22.885	228.3	1:35.431
17	24.943	224.2	47.241	185.7	22.745	229.6	1:34.929
18	24.909	225.6	47.187	186.3	22.833	229.5	1:34.929
19	24.878	224.9	47.910	186.0	22.838	227.9	1:35.626

37 Filippo FIORENTINO (R)

LAP	SECTOR 1		SECTOR 2		SECTOR 3		TIME
	TIME	KM/H	TIME	KM/H	TIME	KM/H	
1		209.5	50.673	185.3	23.187	230.1	9:25:37
2	25.838	219.8	49.139	185.1	23.266	228.0	1:38.243
3	25.269	223.2	47.641	184.7	23.026	230.0	1:35.936
4	25.314	221.2	48.264	185.8	25.889	177.0	1:39.467
5	37.696	111.7	81.378	62.3	43.584	213.1	2:42.658
6	28.593	226.0	49.625	174.8	23.652	227.5	1:41.870
7	25.630	221.2	47.811	184.7	22.796	229.1	1:36.237
8	24.961	226.6	47.867	186.4	22.815	233.0	1:35.643
9	25.385	226.0	47.872	180.0	22.921	229.8	1:36.178
10	26.457	223.8	47.398	184.4	22.850	231.6	1:36.705
11	25.086	225.0	47.568	185.1	23.027	232.4	1:35.681
12	25.368	226.0	48.571	185.2	22.860	229.3	1:36.799
13	25.259	225.5	49.320	186.5	22.844	231.5	1:37.423
14	24.924	229.2	48.300	187.4	22.792	228.9	1:36.016
15	25.052	227.1	47.732	186.9	22.726	232.9	1:35.510
16	25.291	223.2	47.438	186.1	22.771	229.1	1:35.500
17	25.773	221.7	47.487	185.1	22.938	227.0	1:36.198
18	25.151	222.4	47.519	184.9	23.003	227.0	1:35.673
19	25.139	223.3	47.450	184.8	23.095	227.8	1:35.684



FORMULA 1 LENOVO GRANDE PRÊMIO DE SÃO PAULO 2024 - São Paulo

Race 1 Sector Analysis

48 Genaro TRAPA (R)

LAP	SECTOR 1		SECTOR 2		SECTOR 3		TIME
	TIME	KM/H	TIME	KM/H	TIME	KM/H	
1		220.2	51.290	176.8	23.272	231.0	9:25:37
2	25.775	224.9	49.996	182.8	23.096	231.2	1:38.867
3	25.365	225.4	48.365	185.8	22.971	229.6	1:36.701
4	25.436	224.6	48.229	185.3	25.831	160.2	1:39.496
5	37.332	111.7	81.084	64.2	42.783	217.6	2:41.199
6	25.806	224.8	48.002	185.6	22.936	229.2	1:36.744
7	25.291	226.4	47.861	186.3	22.841	229.9	1:35.993
8	25.243	225.2	47.567	186.6	22.843	230.0	1:35.653
9	25.205	226.3	48.150	183.7	22.787	229.7	1:36.142
10	25.124	224.2	47.558	185.8	22.761	230.3	1:35.443
11	25.091	223.5	47.472	185.5	22.732	231.4	1:35.295
12	25.115	224.5	47.301	186.2	22.644	231.1	1:35.060
13	25.086	225.1	47.432	185.8	22.850	230.4	1:35.368
14	25.209	223.9	47.171	186.3	22.717	231.6	1:35.097
15	25.054	225.6	47.204	185.7	22.753	231.0	1:35.011
16	24.988	225.7	47.499	186.5	22.673	229.7	1:35.160
17	25.090	225.4	47.305	187.8	22.620	231.5	1:35.015
18	24.854	226.5	47.280	187.1	22.687	230.8	1:34.821
19	25.048	226.6	48.048	184.7	22.836	230.0	1:35.932

71 Ciro SOBRAL (R)

LAP	SECTOR 1		SECTOR 2		SECTOR 3		TIME
	TIME	KM/H	TIME	KM/H	TIME	KM/H	
1		218.2	50.434	182.8	23.036	232.0	9:25:36
2	26.453	217.7	49.783	180.0	23.030	229.4	1:39.266
3	25.408	224.1	47.867	183.8	23.079	227.5	1:36.354
4	25.389	222.9	48.425	184.0	25.171	175.3	1:38.985
5	37.823	114.3	81.273	62.6	43.374	213.2	2:42.470
6	27.499	218.5	48.415	183.9	22.899	227.9	1:38.813
7	25.732	222.3	47.927	184.8	22.970	227.1	1:36.629
8	25.160	223.5	48.299	184.4	22.977	226.9	1:36.436
9	25.138	223.4	49.551	183.1	23.178	227.2	1:37.867
10	25.460	221.3	47.697	183.8	22.898	227.1	1:36.055
11	25.131	221.7	47.939	183.9	23.062	226.6	1:36.132
12	25.455	220.8	48.443	183.8	22.890	226.7	1:36.788
13	25.337	219.9	48.268	182.8	23.088	225.7	1:36.693
14	25.302	220.6	47.750	183.9	23.047	225.0	1:36.099
15	25.303	220.4	47.606	184.3	22.961	225.6	1:35.870
16	25.296	220.1	47.577	184.5	23.046	225.0	1:35.919
17	26.026	221.3	48.543	184.3	22.962	228.4	1:37.531
18	25.269	223.2	48.012	184.3	22.885	227.0	1:36.166
19	25.303	221.9	47.833	183.2	22.905	227.0	1:36.041



FORMULA 1 LENOVO GRANDE PRÊMIO DE SÃO PAULO 2024 - São Paulo

Race 1 Sector Analysis

88 Arthur PAVIE (R)

LAP	SECTOR 1		SECTOR 2		SECTOR 3		TIME
	TIME	KM/H	TIME	KM/H	TIME	KM/H	
1		221.9	49.917	184.4	23.084	228.8	9:25:34
2	25.565	222.3	47.997	185.2	23.094	228.7	1:36.656
3	25.215	223.2	47.768	185.9	23.021	228.3	1:36.004
4	27.637	201.5	49.841	187.0	25.588	172.8	1:43.066
5	37.645	113.3	81.583	62.3	44.076	209.2	2:43.304
6	28.586	222.5	49.819	178.1	23.901	229.1	1:42.306
7	25.766	227.5	48.738	184.8	22.952	228.8	1:37.456
8	25.112	223.5	47.391	186.4	22.807	229.5	1:35.310
9	25.434	224.1	47.522	186.1	22.764	235.7	1:35.720
10	31.813	169.1	57.555	137.7	28.616	183.5	1:57.984

98 Cecilia RABELO

LAP	SECTOR 1		SECTOR 2		SECTOR 3		TIME
	TIME	KM/H	TIME	KM/H	TIME	KM/H	
1		221.5	51.463	176.6	23.479	227.2	9:25:38
2	27.313	218.9	49.366	180.4	23.399	229.6	1:40.078
3	25.245	224.9	48.769	181.9	23.331	228.3	1:37.345
4	25.288	224.3	49.866	178.1	25.336	129.9	1:40.490
5	36.608	102.0	79.572	65.9	42.191		2:38.371
6	26.469	223.5	50.304	181.2	23.904	227.3	1:40.677
7	25.857	225.5	49.446	179.6	24.116	230.4	1:39.419
8	25.474	226.8	48.564	185.5	23.254	230.2	1:37.292
9	25.381	224.2	48.496	183.8	23.316	230.0	1:37.193
10	25.870	223.2	48.329	182.0	23.353	228.4	1:37.552
11	25.249	223.7	48.400	187.5	23.274	230.3	1:36.923
12	26.131	223.9	49.050	182.7	23.299	232.6	1:38.480
13	25.119	224.7	47.936	184.4	23.070	232.1	1:36.125
14	25.669	223.3	47.885	185.4	23.001	229.7	1:36.555
15	25.119	224.9	47.994	185.2	23.357	230.8	1:36.470
16	25.340	223.4	48.000	182.9	23.162	229.0	1:36.502
	25.929	224.2	47.987	185.2			INCOMPLETE
17		222.8	48.368	183.3	23.081	226.9	3:14.378
18	25.164	225.9	48.271	183.5	23.055	231.4	1:36.490



FORMULA 1 LENOVO GRANDE PRÊMIO DE SÃO PAULO 2024 - São Paulo

Race 1 Sector Analysis

118 **Matheus COMPARATTO**

LAP	SECTOR 1		SECTOR 2		SECTOR 3		TIME
	TIME	KM/H	TIME	KM/H	TIME	KM/H	
1		223.6	50.251	184.0	23.106	229.2	9:25:35
2	25.239	225.0	47.994	185.7	22.871	233.5	1:36.104
3	25.428	226.0	47.921	185.0	22.794	231.0	1:36.143
4	27.585	213.3	49.076	185.3	25.626	178.9	1:42.287
5	37.595	115.9	81.495	63.5	44.100	213.1	2:43.190
6	25.882	223.7	47.781	186.1	22.667	232.6	1:36.330
7	25.320	226.3	48.083	187.1	22.717	232.6	1:36.120
8	25.191	224.5	47.446	186.9	22.764	230.0	1:35.401
9	25.002	224.4	47.468	186.1	22.844	232.5	1:35.314
10	25.014	225.4	47.774	186.2	22.845	230.6	1:35.633
11	25.086	225.4	47.452	186.3	22.772	231.0	1:35.310
12	25.642	221.9	47.354	186.1	22.866	228.3	1:35.862
13	25.013	222.9	47.058	186.0	22.898	227.9	1:34.969
14	25.070	222.5	47.155	186.5	22.854	226.7	1:35.079
15	25.106	222.7	47.015	186.0	22.915	227.4	1:35.036
16	25.177	222.2	47.056	186.3	22.913	225.3	1:35.146
17	25.278	222.1	47.172	186.0	22.900	226.3	1:35.350
18	25.055	222.9	47.022	185.9	22.896	226.7	1:34.973
19	25.069	221.7	47.338	185.6	22.877	227.5	1:35.284