


















FORMULA 1 LENOVO GRANDE PRÊMIO DE SÃO PAULO 2024 - São Paulo

Race 3 Classification after 10 Laps - 43.030 km

NO	DRIVER	NAT	ENTRANT	LAPS	TIME	GAP	INT	KM/H	FASTEST	ON	PTS
1	21 Alvaro CHO		TMG	10	23:37.366			109.292	1:54.522	9	
2	12 Ethan NOBELS (R)		Cavaleiro Sports	10	23:38.163	0.797	0.797	109.231	1:54.879	10	
3	118 Matheus COMPARATTO		Oakberry Bassani	10	23:41.681	4.315	3.518	108.961	1:54.082	10	
4	88 Arthur PAVIE (R)		TMG	10	23:42.924	5.558	1.243	108.865	1:54.583	10	
5	9 Lucca ZUCCHINI		Cavaleiro Sports	10	23:45.115	7.749	2.191	108.698	1:55.278	10	
6	37 Filippo FIORENTINO (R)		TMG	10	23:45.965	8.599	0.850	108.633	1:55.290	10	
7	7 Rogerio GROTTA (R)		Cavaleiro Sports	10	23:52.304	14.938	6.339	108.153	1:56.401	10	
8	18 Rafaela FERREIRA		TMG	10	23:52.444	15.078	0.140	108.142	1:57.079	10	
9	27 Joao Pedro SOUZA (R)		Cavaleiro Sports	10	24:00.739	23.373	8.295	107.519	1:55.948	8	
NOT CLASSIFIED											
71	Ciro SOBRAL (R)		TMG	8	24:13.572	2 LAPS		85.226	1:54.991	6	
48	Genaro TRAPA (R)		Oakberry Bassani	2	5:37.923	DNF		91.171	2:46.855	2	
98	Cecilia RABELO		Oakberry Bassani	2	5:41.018	DNF		90.343	2:43.270	2	
0	Marcelo HAHN (R)		TMG	0		DNS					
FASTEST LAP											
118	Matheus COMPARATTO		Oakberry Bassani		1:54.082	on lap 10		135.975			

Timekeeper:



© 2024 Formula One World Championship Limited

No part of these results/data may be reproduced, stored in a retrieval system or transmitted in any form or by any means electronic, mechanical, photocopying, recording, broadcasting or otherwise without prior permission of the copyright holder except for reproduction in local national/international daily press and regular printed publications on sale to the public within 90 days of the event to which the results/data relate and provided that the copyright symbol and name of the copyright owner appears.

ASSINADO DIGITALMENTE POR:

Rodrigo Konig

Comissário Desportivo
03/11/2024 10:52:59

ASSINADO DIGITALMENTE POR:

Renan Augusto Casetta Rodrigues

Diretor de Prova
03/11/2024 10:57:09

ASSINADO DIGITALMENTE POR:

Bruno Fasterra

Comissário Desportivo
03/11/2024 10:57:16

ASSINADO DIGITALMENTE POR:

Violeta Pernice

Comissário Desportivo
03/11/2024 10:57:20



FORMULA 1 LENOVO GRANDE PRÊMIO DE SÃO PAULO 2024 - São Paulo

Race 3 Sector Analysis

0 **Marcelo HAHN (R)**

LAP	SECTOR 1		SECTOR 2		SECTOR 3		TIME
	TIME	KM/H	TIME	KM/H	TIME	KM/H	

7 **Rogério GROTTA (R)**

LAP	SECTOR 1		SECTOR 2		SECTOR 3		TIME
	TIME	KM/H	TIME	KM/H	TIME	KM/H	
1		111.6	77.484	50.8	42.478	111.7	9:44:52
2	37.576	133.0	89.172	63.6	36.714	208.1	2:43.462
3	31.496	174.1	65.155	109.3	34.039	93.7	2:10.690
4	45.185	104.4	82.239	93.1	37.658	124.1	2:45.082
5	41.262	120.2	80.441	109.2	37.739	135.2	2:39.442
6	40.111	137.1	85.894	60.1	38.830	183.2	2:44.835
7	31.529	184.9	60.736	151.8	27.361	201.0	1:59.626
8	31.065	174.5	60.801	150.8	26.793	204.7	1:58.659
9	30.932	192.9	60.268	149.0	26.387	205.2	1:57.587
10	30.557	196.7	59.688	157.6	26.156	208.2	1:56.401

9 **Lucca ZUCCHINI**

LAP	SECTOR 1		SECTOR 2		SECTOR 3		TIME
	TIME	KM/H	TIME	KM/H	TIME	KM/H	
1		93.8	78.513	56.3	41.346	107.8	9:44:49
2	37.813	126.0	90.131	62.2	37.021	210.6	2:44.965
3	30.559	204.4	65.382	103.8	34.789	96.2	2:10.730
4	44.457	109.9	82.436	86.6	37.298	128.7	2:44.191
5	40.831	118.9	81.323	109.1	37.523	129.3	2:39.677
6	40.086	121.8	85.752	58.3	39.072	196.0	2:44.910
7	30.602	192.7	60.657	147.8	26.785	204.0	1:58.044
8	30.565	185.5	60.069	154.7	26.407	203.7	1:57.041
9	30.482	192.5	59.688	153.6	26.300	204.7	1:56.470
10	30.209	195.5	59.257	155.4	25.812	207.4	1:55.278

12 **Ethan NOBELS (R)**

LAP	SECTOR 1		SECTOR 2		SECTOR 3		TIME
	TIME	KM/H	TIME	KM/H	TIME	KM/H	
1		143.4	80.034	78.3	38.405	98.5	9:44:38
2	39.278	151.8	95.022	68.6	39.318	203.2	2:53.618
3	30.437	200.8	63.934	131.0	35.921	116.0	2:10.292
4	42.700	125.2	83.893	81.0	36.430	148.9	2:43.023
5	41.010	117.5	80.953	115.9	36.832	160.1	2:38.795
6	40.423	131.8	87.802	59.5	39.258	200.3	2:47.483
7	30.309	205.4	59.940	153.3	26.028	205.7	1:56.277
8	30.305	203.1	59.928	157.4	25.880	206.7	1:56.113
9	29.887	207.0	59.499	155.8	25.702	207.6	1:55.088
10	29.925	207.4	59.243	155.1	25.711	207.0	1:54.879

18 **Rafaela FERREIRA**

LAP	SECTOR 1		SECTOR 2		SECTOR 3		TIME
	TIME	KM/H	TIME	KM/H	TIME	KM/H	
1		87.2	78.265	56.7	41.484	105.2	9:44:48
2	37.685	131.5	90.194	65.0	37.715	208.2	2:45.594
3	31.062	205.4	67.821	97.9	33.757	92.5	2:12.640
4	45.377	102.5	82.219	83.5	37.513	121.8	2:45.109
5	41.346	117.6	80.396	108.1	38.461	130.3	2:40.203
6	39.836	139.3	85.490	60.9	37.891	194.7	2:43.217
7	30.965	191.5	61.415	146.5	27.075	200.0	1:59.455
8	31.071	188.2	61.040	148.5	26.671	203.4	1:58.782
9	30.794	196.2	60.500	152.0	26.132	206.6	1:57.426
10	30.388	200.3	60.277	155.6	26.414	209.1	1:57.079

21 **Alvaro CHO**

LAP	SECTOR 1		SECTOR 2		SECTOR 3		TIME
	TIME	KM/H	TIME	KM/H	TIME	KM/H	
1		123.8	79.829	57.7	40.238	146.0	9:44:41
2	37.852	136.2	93.998	67.0	38.955	209.2	2:50.805
3	29.757	209.8	63.453	149.2	36.083	109.8	2:09.293
4	42.760	130.6	84.074	87.8	36.260	151.1	2:43.094
5	40.953	111.1	81.008	112.3	36.577	162.5	2:38.538
6	40.282	138.0	88.521	60.2	39.128	202.0	2:47.931
7	29.947	208.8	60.096	158.8	25.835	206.1	1:55.878
8	30.090	204.1	59.133	157.5	25.822	205.7	1:55.045
9	29.971	207.9	58.921	162.1	25.630	206.5	1:54.522
10	29.996	207.3	60.985	161.0	25.734	207.3	1:56.715



FORMULA 1 LENOVO GRANDE PRÊMIO DE SÃO PAULO 2024 - São Paulo

Race 3 Sector Analysis

27 Joao Pedro SOUZA (R)

LAP	SECTOR 1		SECTOR 2		SECTOR 3		TIME
	TIME	KM/H	TIME	KM/H	TIME	KM/H	
1		118.0	79.301	65.6	41.056	114.9	9:44:43
2	37.751	134.4	92.730	65.9	38.893	207.7	2:49.374
3	30.583	200.4	65.490	113.7	35.247	99.5	2:11.320
4	44.273	113.2	82.494	87.1	37.003	129.1	2:43.770
5	41.094	117.4	80.768	114.0	37.630	138.1	2:39.492
6	39.741	129.1	86.704	56.8	38.782	201.3	2:45.227
7	30.787	202.8	60.306	152.5	26.624	203.8	1:57.717
8	29.925	205.5	59.536	156.6	26.487	206.0	1:55.948
9	30.602	204.8	73.865	150.2	26.119	208.6	2:10.586
10	29.935	194.5	63.291	153.0	26.523	208.5	1:59.749

37 Filippo FIORENTINO (R)

LAP	SECTOR 1		SECTOR 2		SECTOR 3		TIME
	TIME	KM/H	TIME	KM/H	TIME	KM/H	
1		102.5	77.288	55.6	42.073	117.2	9:44:51
2	37.990	134.8	88.971	59.8	37.202	205.9	2:44.163
3	30.868	196.3	65.245	105.5	34.537	94.2	2:10.650
4	44.821	103.6	82.433	87.6	37.308	135.5	2:44.562
5	40.870	103.4	80.966	108.6	37.970	131.0	2:39.806
6	39.976	123.2	85.231	57.7	39.267	181.5	2:44.474
7	30.769	185.0	60.698	151.4	26.827	196.5	1:58.294
8	30.652	191.7	59.976	150.8	26.713	198.4	1:57.341
9	30.648	199.4	58.932	152.9	26.378	196.5	1:55.958
10	30.205	199.3	58.926	156.8	26.159	200.5	1:55.290

48 Genaro TRAPA (R)

LAP	SECTOR 1		SECTOR 2		SECTOR 3		TIME
	TIME	KM/H	TIME	KM/H	TIME	KM/H	
1		89.9	78.880	61.5	40.288	111.5	9:44:46
2	38.650	152.9	90.514	69.2	37.691	207.7	2:46.855
	30.956	208.8					INCOMPLETE

71 Ciro SOBRAL (R)

LAP	SECTOR 1		SECTOR 2		SECTOR 3		TIME
	TIME	KM/H	TIME	KM/H	TIME	KM/H	
1		142.5	80.345	53.9	39.855	111.5	9:44:44
2	38.085	134.3	91.765	70.6	38.812	207.3	2:48.662
3	30.679	211.3		114.0	37.998	125.9	7:39.205
4		182.3	63.525	155.7	27.463	205.8	3:13.442
5	30.182	200.4	60.422	155.6	26.269	205.1	1:56.873
6	30.158	206.5	59.003	157.1	25.830	207.4	1:54.991
7	29.913	207.0	60.224	160.2	25.886	207.9	1:56.023
8	29.858	207.3	59.398	156.5	25.969	208.0	1:55.225

88 Arthur PAVIE (R)

LAP	SECTOR 1		SECTOR 2		SECTOR 3		TIME
	TIME	KM/H	TIME	KM/H	TIME	KM/H	
1		138.0	80.157	54.6	39.835	102.5	9:44:45
2	38.416	119.0	91.227	71.1	38.468	206.4	2:48.111
3	30.562	206.7	65.205	107.3	35.058	97.4	2:10.825
4	44.349	114.3	82.587	85.8	37.163	122.7	2:44.099
5	40.963	120.6	81.173	114.1	37.653	130.0	2:39.789
6	39.850	131.6	85.993	58.8	39.043	198.8	2:44.886
7	31.049	189.6	60.425	148.5	26.510	205.0	1:57.984
8	30.243	180.9	60.126	153.1	26.327	204.2	1:56.696
9	30.451	196.6	59.508	147.3	26.247	203.4	1:56.206
10	29.726	205.9	58.834	153.3	26.023	206.4	1:54.583

98 Cecilia RABELO

LAP	SECTOR 1		SECTOR 2		SECTOR 3		TIME
	TIME	KM/H	TIME	KM/H	TIME	KM/H	
1		104.2	76.883	54.3	42.629	114.0	9:44:53
2	38.452	159.9	88.059	64.9	36.759	200.4	2:43.270



FORMULA 1 LENOVO GRANDE PRÊMIO DE SÃO PAULO 2024 - São Paulo

Race 3 Sector Analysis

118 **Matheus COMPARATTO**

LAP	SECTOR 1		SECTOR 2		SECTOR 3		TIME
	TIME	KM/H	TIME	KM/H	TIME	KM/H	
1		124.3	79.547	66.6	40.884	112.4	9:44:44
2	37.915	132.2	92.183	71.5	38.627	208.0	2:48.725
3	29.835	196.3	65.064	116.2	35.279	109.4	2:10.178
4	43.669	124.8	82.768	85.4	37.641	132.8	2:44.078
5	40.231	122.5	81.300	120.4	37.536	140.0	2:39.067
6	39.790	135.8	86.944	55.5	39.066	199.0	2:45.800
7	30.483	199.4	59.814	145.2	26.778	198.6	1:57.075
8	32.007	201.4	59.681	157.0	26.490	199.6	1:58.178
9	30.564	197.9	59.344	157.8	26.102	204.0	1:56.010
10	29.874	203.4	58.534	160.5	25.674	207.6	1:54.082